



# SANY

## POWER FOR YOU

Quality Changes the World


## C9 SERIES

# SY380LC-9H

- Operating Weight : 35000kg
- Bucket Capacity : 1.8 m<sup>3</sup> GP
- Engine Power : 255.5HP(190.5kW)/2000rpm



### Advance Dynamic Control



- DOMCS intelligent control
- Positive flow control
- Different working modes

### High Profitability



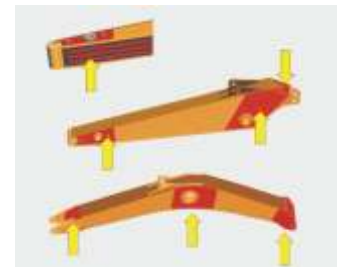
- Low fuel consumption
- Higher working efficiency
- Lower maintenance cost

### Remote Monitoring System



- Advance GPRS monitoring
- Remote error diagnosis
- Smart machine alerts

### Stable & Reliable



- Proven hydraulic components
- Heavy duty structure
- Robust under carriage

# SPECIFICATIONS

# SY380LC-9H

## ENGINE

Model	Isuzu AA-6HK1XQP
Type	6 Cylinder, Inline, Water Cooled
Rated Engine Power	255.5HP(190.5kW)/2000rpm
Max. Torque	872.8 N.m @ 1700 rpm
Batteries	2 X 12 V
Displacement	7.79 L

## CONTROL SYSTEM

Control System	DOMCS Intelligent Controller
Control Hydraulic System	Positive Flow
Working Modes	H, S, L, B
Remote Monitoring System	GPRS, GPS, GIS

## HYDRAULIC SYSTEM

Main Pumps	2 Variable Displacement Axial Piston Pumps
Max. Flow	2 X 360 lpm
Pilot Pump	1 Gear Pump
Travel Motor	2 Axial Piston Motor with Parking Brake
Swing Motor	1 Axial Piston Motor with Swing Holding Brake

## RELIEF VALVE SETTINGS

Implement Circuit	34.3 Mpa
Swing Circuit	28.5 Mpa
Travel Circuit	34.3 Mpa
Pilot Circuit	3.9 Mpa

## UNDERCARRIAGE & WORKING DEVICE

Track Shoes (Each Side)	49
Upper Rollers	2
Lower Rollers	9
Track Guard (Each Side)	2
Std. Track	600 mm
Std. Boom	6400 mm
Std. Arm	2600 mm
Std. Bucket	1.6 m <sup>3</sup> HD

## PERFORMANCE

Max. Travel Speed(High/Low)	5.5/3.5 km/h
Swing Speed	9.5 rpm
Grade ability	70% / 35°
Ground Pressure	63 kPa
Max. Tracking Force	320 kN
Bucket Digging Force	235 kN
Arm Digging Force	206 kN

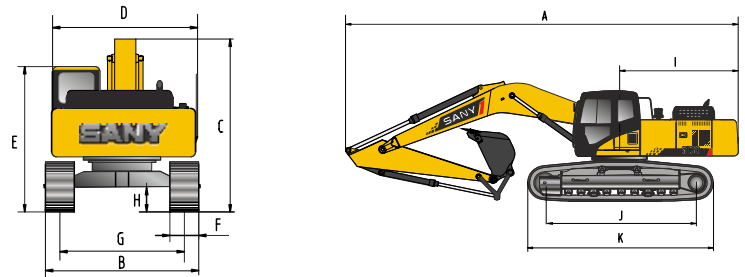
## SERVICE REFILL CAPACITIES

Hydraulic Tank	340 L (Refill)
Fuel Tank	380 L
Engine Oil	36 L
Radiator	8.4 L
Swing Device	10.5 L
Travel Device	2x8.5 L

## CAB

AC	Std.
Cabin Guard	Opt.

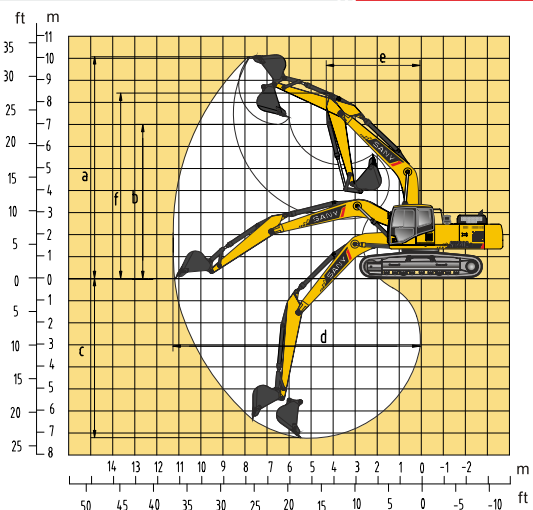
## DIMENSION (Unit: mm)



## DIMENSION (Unit: mm)

	Arm 2600	Arm 2900	Arm 2400
A. Overall Length	11350	11350	11430
B. Overall Width	3190	3190	3190
C. Overall Height	3600	3545	3740
D. Upper Width	3150	3150	3150
E. Overall Height of Cab	3320	3320	3320
F. Std. Track Shoe Width	600	600	600
G. Track Gauge	2590	2590	2590
H. Min. Ground Clearance	550	550	550
I. Rear-end Swing Radius	3380	3380	3380
J. Distance between Tumbles	4140	4140	4140
K. Under Carriage Length	5065	5065	5065

## WORKING RANGE



## WORKING RANGE (Unit: mm)

	Arm 2600	Arm 2900	Arm 2400
a. Max. Cutting Height	9820	9890	9910
b. Max. Dumping Height	6790	66920	6928
c. Max. Digging Depth	6780	7050	6550
d. Max. Digging Reach	10405	10780	10270
e. Min. Swing Radius	4465	4495	4410
f. Max. Height at Min. Swing Radius	8690	8600	8625

## BUCKET

Capacity	Width (mm)	Weight (kg)	Tooth Point	Arm Length		
				2.9m	2.6m	2.4m
1.6 m <sup>3</sup> HD-Std.	1292	1650	5	✓	-	-
1.8 m <sup>3</sup> GP-Opt.	1640	1750	6	-	✓	-
2.32 m <sup>3</sup> GP-Opt.	2004	1908	6	-	-	✓

## SANY HEAVY INDUSTRY INDIA PVT. LTD.

### HEAD OFFICE

Address : Plot No. E-4, Chakan Industrial Area Phase-III,  
 Village : Kuruli, Taluka: Khed, District: Pune - 410501, Maharashtra, INDIA.  
 Tel : +91 21 35670288, Fax: +91 21 35670300  
 E-mail : [customercare@sany.in](mailto:customercare@sany.in)  
 Website : [www.sany.in](http://www.sany.in)

**Toll Free No.: 1800-209-3337**

Please Contact

Material & specification are subject to change without notice in accordance with our continuous technical innovations. Featured machines in photos may include additional.

Version: 2016/04